



### District Report Card: 2017


<b>State:</b> Maharashtra	<b>District:</b> Osmanabad
<b>Class:</b> 3	<b>Subject:</b> Language
<b>Schools:</b> 60	<b>Students:</b> 1282


### Participation/Coverage


#### Students

 GENDER	Boys		Girls	
	Number	%	Number	%
	746	58.19	536	41.81

 AREA	Rural		Urban	
	Number	%	Number	%
	960	74.88	322	25.12

 CATEGORY	SC		ST		OBC		GEN	
	Number	%	Number	%	Number	%	Number	%
	229	17.86	21	1.64	387	30.19	645	50.31

 CWSN	LD	VI	HI	S&LD	ID	Oth
	4	6	1	0	5	60

 Management	Government		Government-aided	
	Number	%	Number	%
	881	68.72	401	31.28

### Average Performance of Students in Language (%)

Overall	Gender		Area		Management		Social Group			
	Male	Female	Rural	Urban	Govt.	Aided	SC	ST	OBC	GEN
73.99	73.82	74.24	74.65	72.05	75.00	71.79	72.63	69.52	75.71	73.59

## Performance on Learning Outcomes (LOs)

Learning Outcomes	Description	Average Performance(%)
L304	Reads small texts with comprehension i.e., identifies main ideas, details, sequence and draws conclusions	76.38
L312	Reads printed scripts on the classroom walls: poems, posters, charts etc.	69.22

Range of Performance of Students who Answered Correctly							
Below 30%		30% - 50%		50% - 75%		Above 75%	
Number	%	Number	%	Number	%	Number	%
50	3.90	162	12.64	389	30.34	681	53.12

## Lowest Performing Learning Outcomes (LOs)

1 - Reads printed scripts on the classroom walls: poems, posters, charts etc. (69.22)

2 - Reads small texts with comprehension i.e., identifies main ideas, details, sequence and draws conclusions (76.38)